

### Principal's Report

Each day brings a new hurdle, for us to ponder over and then to make the necessary adjustments, so that we stay safe and healthy. Our Parktone community has once again been so supportive and understanding of the many adjustments we have had to put in place to ensure students stay safe and their learning continues. Therefore, I would like to thank you all on behalf of the teachers and ES staff.

### ***So what will next term look like for the Parktone Community?***

Our students will be well equipped to continue their learning from April 15<sup>th</sup> from home. I am proud of the teachers at Parktone who have enthusiastically and collaboratively embraced this challenge, and in doing so have been developing a whole new skillset. They have applied growth mindset thinking to tackle the move to online learning, which is exactly what we aspire to for our students.

On the last day of Term 1, students were given books and writing implements to use at home for when we commence remote learning. A number of students were away on the last day and there were two opportunities for parents to collect these things from the school.

There will be one more opportunity on **Tuesday 14<sup>th</sup> April between 9-10am** to collect these resources.

MARCH	
27 <sup>th</sup>	• CANCELLED - Colour Run
APRIL	
14 <sup>TH</sup>	• TERM 2 BEGINS
21 <sup>st</sup>	• School Council Meeting
24 <sup>th</sup>	• CANCELLED - ANZAC Day Assembly
27 <sup>th</sup>	• CURRICULUM DAY – Student Free Day



## Remote Learning

Remote learning will commence on **Wednesday 15<sup>th</sup> April**, unless we have been informed by the department that we can return to the school site to learn. This is a new situation for all of us and I am sure there will be some teething problems. So, please be patient and understanding as we work through these.

### ***SO! How will it work?***

#### **Communication to students and parents** **Learning Tasks:**

**Wednesday 15<sup>th</sup> April** each teacher is to inform parents that the day's work is uploaded via the Compass Newsfeed.

#### **Sample of the communication sent to parents**

*Dear Parents of (Class Name),*  
The learning tasks for today are now available for your child on (Google Classroom/SeeSaw). Each day these tasks will be available at 9:00am. You will only receive these notifications for the first three days of Home Learning. Specialist teachers and classes will also be available here. Please get in contact with me via email, through Compass if you are having any issues accessing the learning for the day.  
Thank you  
(Teacher Name)

- Learning tasks will be posted **9.00am daily** by the classroom teacher, to their class only.
- **Prep-4 teachers communicate learning tasks** to their individual class' parents via the **SeeSaw app**
- **Grade 5/6 teachers** will communicate learning tasks to their individual classes via the **Google Classroom**
- **Specialist learning tasks** will be posted by each specialist teacher to year levels following the agreed roster

	Mon	Tue	Wed	Thurs
<b>Sport</b>	Prep	1/2	3/4	5/6
<b>Japanese</b>	1/2	3/4	5/6	Prep
<b>Art</b>	3/4	5/6	Prep	1/2
<b>STEAM</b>	5/6	Prep	1/2	3/4

#### **Personal Feedback:**

- Prep-Grade 4 will use SeeSaw to communicate between teachers and students for learning tasks.
- Grade 5/6 will use Google Classroom to communicate between teachers and students for learning tasks.
- Parents will be notified that this will be happening and asked to support their child in replying.
- Teachers will make contact with students everyday. If there is no response via SeeSaw/Google Classroom after two days, an email to parents through Compass. If there is no response to this email after 24 hrs, a phone call will be made to the parents to check in (Staff to make notes and record what is said in the conversation).

If the parents choose not to follow the provided learning program, the teacher will request that they put this in writing. This email needs to be sent through to the PLT leader and Gen.

- Specialist teachers will respond to student activity on the platform until it is too frequent to be manageable. At this point, they will respond by writing a post to the year level by 2.30pm the following day. (P-4 on SeeSaw, 5/6 on Google Classroom)

#### **Weekly Personal Reflection:**

- Friday 9.00am each teacher will post a pre-recorded video/audio message to their class with a reflection of the week.
- Prep-Grade 4 teachers will post this message to their class via the SeeSaw.
- Grade 5/6 teachers will post this message to their class via the Google Classroom.
- Specialists will send this pre-recorded to the school and uploaded to each class via SeeSaw/Google Classroom.

### Online Protocols For Students:

- Use your laptop/ iPad/desktop computer
- Please do not use your personal phone.
- Dress Code - appropriate casual clothing.
- Try to sit at a desk or table as you would in class.
- Make sure there is nothing in view behind you that may be distracting to others.
- Minimise noise in the room you are using.
- Lesson content is to be used for educational purposes only, and Parktone policies regarding behaviour and use of digital devices etc will apply to all video conferencing lessons.
- Please contact your teacher via Seesaw or Google Classroom if you have any questions or concerns about your lessons.
- Do your best to complete your assigned work
- Be as close as you can to your wifi for better connection.
- Contact with peers during home learning can also distract from productive activity; conversation is not always collaboration
- The amount of parent and teacher support will be limited.
- Contact with teachers via email and Compass will be different to face-to-face, class discussion
- Online learning will take longer for students to complete
- Please check-in on your child's online learning – teachers will be communicating the day/week learning to students and parents/carers via Seesaw and Google Classroom.
- Please be kind to yourself, your children and our teachers as we are all learning to navigate this online learning and the virtual classroom

### Tips For Parents and Carers

- The normal requirements apply in relation to student attendance at classes
- Please read through the student protocols with your child, to ensure they understand the online learning.
- Please ensure that the children in your care are using their device in a suitable "public" area of your home. Teachers will not engage with your child if they are located in a private space (e.g. a bedroom) in line with Child Safe Standards.
- All students must be attired in appropriate casual clothing and all internet filtering, parent controls and privacy settings must be in place.
- Please understand that there are challenges to online learning and these things should be taken into consideration:
  - The individual student's ability to learn and work independently
  - The greater need for self-motivation
  - The requirement for students to ignore distractions, including from older/younger siblings and home environment

**Privacy:** Please also keep in mind that privacy relates to all our students and teachers. Please refrain from sharing any clips or images on any social media channels (including WhatsApp) which include images or comments of anyone other than you or your own child. This relates to intellectual property as well. Comments, videos and work samples should not be copied in any way.

### **Most Importantly:- Stay Healthy and Safe**

Below is a list of symptoms that are associated with the virus to look out for should a member of your family become unwell. Many people who contract COVID-19 will suffer only mild symptoms. We do not wish to raise anxiety levels for anyone in our community but caution when children are unwell and displaying the symptoms below is paramount.

However early indications are that the elderly and people with pre-existing medical conditions are more at risk of experiencing severe symptoms.

### **The most common symptoms reported include:**

- Fever
- Breathing difficulties such as breathlessness
- Cough



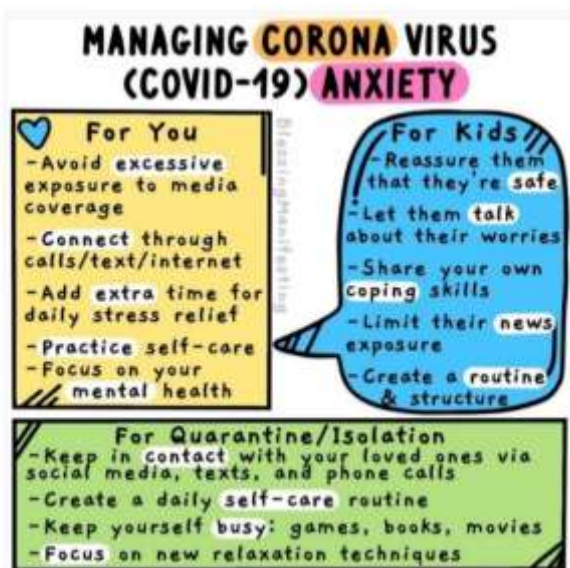
## Repeated below are the recommendations for reducing risk of COVID-19:

- Wash hands often with soap and warm running water, for at least 20 seconds. Dry with paper towel or hand dryer
  - Try not to touch your eyes, nose or mouth
  - Cover your nose and mouth with a tissue when you cough or sneeze. If you don't have a tissue cough or sneeze into your upper sleeve or elbow
  - Isolate yourself at home if you feel sick. If you take medication ensure you have adequate supplies
- 
- Phone your GP first if you need medical attention. They will tell you what to do.
  - Continue healthy habits: exercise, drink water, get plenty of sleep
  - Don't wear a face mask if you are well
  - Buy an alcohol-based hand sanitiser with over 60 per cent alcohol
  - Get the flu shot (available April)
  - Shaking hands is discouraged – elbow bumps better!

Guidelines can be found on the Victorian Government website

### Remember:-

Coronavirus has been filling our newsfeeds and media broadcasts, but it's important to also focus on all of the great things that continue to happen all around us, including here at school.



## Good News:

### Canteen:

This term we did not have our canteen facilities however a local business Rustik came to our aid. The feedback from those who used the service was wonderful. I would like to thank Rustik for supporting our school by providing this service. The new canteen provider *H & H* are ready to commence as soon as we are able to return to the school premises



## Building Updates:

- The bleachers have been removed, with City living now preparing the concrete area for synthetic turf.
- Our Student Inclusion lounge outdoor space can now be used by students. This is a quiet area and the number of students using this area at the one time, will be restricted. There is still some minor defects internally that require attention with these being addressed shortly.
- School Council approved the erecting of a boundary fence. We have sourced H & B gates and Fencing who will commence work over the term break. This will not only enhance the look of our school but also ensure the safety of our students.

Finally, it is during uncertain times like the ones we are experiencing now that we need all sorts of support. Sometimes it's just an ear, a friendly voice on the end of the phone, an email or a text message. I am thinking of everyone at this time and am here to support in any way I can.

We are grateful for everything you have done and are still doing for your children, family and friends.

Please know that I am here should any of you need contact or a chat. I am contactable on 0428910246.

Stay safe and most importantly, enjoy those Easter treats.

Genevieve





This suggested routes to school map has been designed to help encourage students of Parktone Primary School to **walk, bike, scooter, skate or park & stride** safely to school.

With more students travelling actively to school this will reduce the amount of cars on the road and traffic congestion during the busy drop off and pick up times.

By using one of the marked routes, students will be walking with other students.

There are **also several park and stride points marked on the map**. These are drop-off points and have been chosen as a good place for parents driving students to school to drop them off so they can walk the rest of the way with other students and families.

## Walking



If you live within a 10 or 20 minute walk from school, commuting on foot can be just as convenient as driving, and much more fun. It can also be a great way for your child to get regular exercise, and for your child's mind to become alert and ready for a day at school.

Pick a day and use the map to test out what it's like to walk to school. Even just one or two days a week can make a difference – for you, your child, and the environment.

Consider joining one of the informal walking groups along your chosen route.

## Wheels



Routes to school also encourages children to cycle, scooter or skate. Riding a bike is another fun and active way to travel to and from school.

It's important that students wear a bike helmet and have the necessary skills and ability to ride safely. Children under 12 can ride on the footpath with supervising adults.

## Park & stride



If you don't live within the walking zone, there are still ways to get active. "Park and stride" is the term for parking near the school and enjoying a short walk with your child to school then back to the car in time to continue your day.

Look for the "park and stride" symbols on the routes. This is also a great way to help reduce traffic congestion and air pollution around the school, and to spend quality time with your child.



## Did You Know...

- A 20 minute walk to or from school provides one third of your daily recommended exercise
- Students who walk or ride a bike to school in the morning arrive awake and more prepared to learn
- On average, half as many students walk or cycle to school today than students did forty years ago.

This map is intended for information purposes only. Kingston City Council assumes no responsibility for people using these suggested routes. While Council has mapped the suggested walking routes marked on the map, parents and guardians are responsible for their own and their children's safety while using such routes. Please remember to observe and obey road rules.

This map has been developed by Kingston City Council and Parktone Primary School as part of the Kingston Schools Road Safety Programs.

Kingston's programs provide encouragement, education, engineering and enforcement support to improve safety, reduce congestion and promote walking and cycling as a healthy and viable way to get to and from school.



# WALK AND WHEELS TO SCHOOL ROUTE MAP



SUGGESTED ROUTES TO  
**PARKTONE  
PRIMARY SCHOOL**






# Walk & Wheels Route Map


## yellow route

Continue along Blackwood Ave until turning left on to Broome Ave. Continue then cross over Broome Ave onto Coolabah St. Turn left on Lower Dandenong Rd. Use the pedestrian operated lights to cross over and head down Ivy St (on the west or left side). Turn left on Robert St and continue to the school entry.

 20 minute walk


## orange route

Park and stride from Mentone Racecourse Reserve. Travel down Glenelg Dr → left on Lower Dandenong Rd. Use the pedestrian operated lights to cross over and head down Ivy St (on the west or left side). Turn left on Robert St and continue to the school entry.

 22 minute walk (1.4kms)


## green route

Park and stride from Duggan Street Reserve. Head along Scarlet St → Warren Rd. Use the pedestrian operated lights at the crossing near Parkdale Secondary College. Cross over Warren Rd and then head to Clare St. Continue all the way along → turn right on to McSwain St. Use the school crossing just after Grey St for entry to the school.

 20 minute walk (1.3kms)

## blue route

Park and stride from Walter Galt Reserve → along reserve footpath. Stay on the west side of the footpath (left) as heading down McSwain St. Arrive at the school.

 5-7 minute walk (530m)



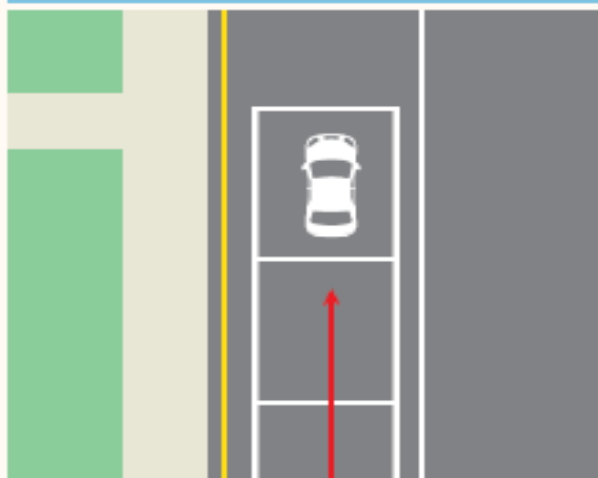
Park and Stride

Reducing traffic congestion makes our school a safer, healthier and more pleasant environment for everyone.

# KISS & GO ZONE

STEP 1

DRIVE ALL THE WAY TO THE FRONT OF THE ZONE AND QUEUE



Please do not stop the car until you reach the top of the queue. This helps other cars arriving behind you and shares the zone in the safest way.

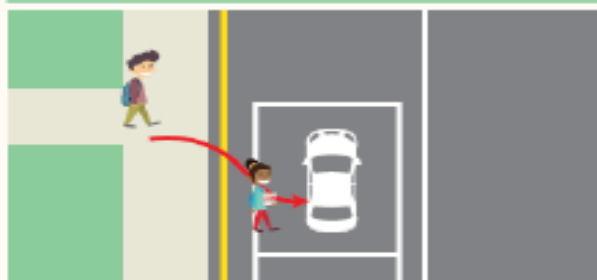
STEP 2

STAY IN YOUR CAR UNTIL YOUR CHILD ARRIVES



STEP 3

LOAD YOUR CHILDREN AND THEIR BAGS PROMPTLY



STEP 4

ENSURE SEATBELTS ARE SECURE THEN LEAVE SAFELY



- **Stay in sequence**

Drop off or pick up your child close to the top of the zone, as far forward as possible. This allows vehicles following you to enter the zone in an orderly manner.

- **Driver duty of care**

Observe traffic when entering or leaving the zone. Use your indicator to advise when moving into or out of the zone.

- **No U-turns**

Do not do U-turn in busy school zones. They are dangerous and put children at risk.

- **Do not leave your vehicle**

To assist with traffic flow, drivers should remain in the car whilst children get in and out. Children should travel with bags in the car (not in the boot).

- **Be timely**

If your child does not get in or out of the vehicle within 2 minutes you must leave and re-enter the Kiss & Go zone.

- **Child safety**

Please ensure children get in or out of the vehicle on the kerb side. The back seat is the safest seat for children to travel in, regardless of the make of the vehicle. Ensure children have their restraints securely fastened before driving off.



# KISS & GO ZONE

## Understanding the rules

Kiss & Go zones are for your child's safety, your convenience and to minimise congestion and confusion.



### Kiss & Go rules

- Kiss & Go zones and 'No Parking' zones operate under the same conditions. You may stop to drop off or pick up children for a maximum of 2 minutes.
- Driver must remain in or within 3 metres of the vehicle.
- Zone applies only during the hours of operation.

### Remember

- **Do not leave your vehicle**  
To assist with traffic flow, drivers should remain in the car whilst children get in and out. Children should travel with bags in the car (not in the boot).
- **Be timely**  
If your child does not get in or out of the vehicle within 2 minutes you must leave and re-enter the Kiss & Go zone.
- **Child safety**  
Please ensure children get in or out of the vehicle on the kerb side. The back seat is the safest seat for children to travel in, regardless of the make of the vehicle. Ensure children have their restraints securely fastened before driving off.
- **Stay in sequence**  
Drop off or pick up your child close to the top of the zone, as far forward as possible. This allows vehicles following you to enter the zone in an orderly manner.
- **Driver duty of care**  
Observe traffic when entering or leaving the zone. Use your indicator to advise when moving into or out of the zone.
- **No U-turns**  
Do not do U-turn in busy school zones. They are dangerous and put children at risk.

Kiss & Go Zones need cooperation to ensure the safety of all children. Please drive carefully around school zones.



## AFTER SCHOOL CODING & ROBOTICS Term 1, 2020

In collaboration with **Parktone Primary**, **Junior Engineers** is proud to offer all students from grades 2 – 6 a fun and engaging after school coding club in 2020

[CLICK HERE](#) TO ENROL TODAY

Learn Coding Foundations  
Via Gamification



- Commencing Wed, 5 February 2020
- 8 x weekly workshops from 3:45pm – 5:00pm
- Only \$255 per term. Price includes a **FREE** subscription to Junior Engineers' award winning coding platform valued at \$60





# Free TRIAL Session

**SKILLS ACQUISITION  
FOOTBALL PROGRAMS  
EVERY MONDAY AFTER SCHOOL**

**Learn the skills of football  
in a fun and professional  
environment**

**JOIN US AT OUR  
NEXT PROGRAM**

3:30pm - 4:30 pm  
Parktone Primary School

**YOUR LOCAL  
HEAD COACH**

Allando Matheson  
0474 868 852  
vic3.football@  
Sportstaracademy.com



**SSA** *MORE THAN SPORT*

Discover our programs  
SPORTSTARACADEMY.COM/FOOTBALL  
1300 372 300   







## LEGO EDUCATION PROGRAM

The new program has been designed in two parts:

- **Science and Technology:**  
Students explore the world of powered mechanisms and simple machines.
- **Creativity and imagination:**  
Students engage with LEGO® pieces to complete puzzles, games and challenges without instructions and become Master Builders!

*The course is designed for all primary aged students with each student using an age appropriate LEGO® Education kit to complete his or her challenge.*

***As long serving primary school teachers we believe it is important to use the Australian Curriculum as a guideline to the program.***

**Key STEM Learning Values:**

- **Physical Science:** The way objects move depends on a variety of factors including their size and shape: a push or a pull affects how an object moves or changes shape
- **Engineering Principles and systems:** Explore how technologies use forces to create movement in designed solutions
- **Materials and technologies specialisations:** Explore the characteristics and properties of materials and components that are used to create designed solutions

**The 9-week course will begin in term 1, on Tuesday the 28<sup>th</sup> of January, afterschool, at a cost of \$150 per student. The course will be held at Parktone Primary School.**

**For more information please contact James:**

**0401 733 299**

**[buildit4kids@outlook.com](mailto:buildit4kids@outlook.com)**

**[www.buildit4kids.com.au](http://www.buildit4kids.com.au)**



Srebrenka's After School Instrumental Music Program term 1, 2020 .

Dear Parents / Guardians,

As part of the After School Instrumental program at Parktone, we will be offering tuition in the following instruments:

Keyboard, Guitar, Ukulele, Singing, Violin, Recorder and Drums Grade prep onwards.  
Saxophone, Clarinet, Flute and Trumpet Grade 3 onwards.



☐ Keyboard



☐ Guitar



☐ Singing



☐ Drums

☐ Recorder

☐ Flute

☐ Ukulele

☐ Trumpet

☐ Saxophone

☐ Violin

Please tick the instrument your child would like to learn.

All instruments are available for hire except Recorder. (Conditions apply.)

**New Pupils :** If you are intending to enrol your child please print and fill out the attached enrolment form and return to office.

**After School Instrumental Fees:**

**Individual Lessons:** \$30.00 per lesson

**Shared Group Lessons:** \$17.00 per lesson per child (max 2)

S.Casaceli

After School Instrumental co-ordinator



Srebrenka's After School Instrumental Music Enrolment term 1,2020

New Pupils :

Child's name \_\_\_\_\_ Grade \_\_\_\_\_

Instrument \_\_\_\_\_

Individual or Group ( Please tick)

☐☐

Preferred Day of Music lesson .....

Preferred Time of Music lesson .....

Parent Billing address .....

(please print clearly with postcode)

Ph ..... mbl .....

Email (please print clearly) .....

By signing this form I understand that I will be invoiced for the remainder of the school term and that my child will be committed to music lessons for a full term. If my child stops music lessons during the course of the term I will not be reimbursed for the remainder of the term unless my child has a medical issue and I have provided a medical certificate from a doctor.

Parent Signature ..... Date .....

After School Music Fees Term 1, 2020

Individual:

Shared Lesson:

7wks x \$30.00 = \$210.00 + books additional fee.

7wks x \$17.00 = \$119.00 + books additional fee.

Or

2 Instalments of \$105.00 + books additional fee.

The following are additional fees for instrumental books:

Guitar : Tutor Book and Journal \$31.00

Keyboard: Tutor Book and Journal \$31.00

Vocal: Tutor Book and Journal \$31.00

Percussion: Tutor Book ,Journal & Sticks \$69.00

Recorder : Tutor Book and Journal \$31.00

Woodwind and brass tutor book and Journal \$36.00

Violin : Tutor Book and Journal \$37.00

For further enquiries or information you can contact Mrs S Casaceli on 0430 287 787  
Or email: s.casaceli@outlook.com





**Get on & Rock!**



## The Music Bus brings music to your school

The Music Bus is the teacher, instruments, curriculum and classroom (the bus!), all in one complete package; and it's now rocking at your school.

**Tuition in Keyboard, Ukulele, Singing, Drums, Guitar and Rock Band.**



**Guitar**



**Keyboard**



**Drums**



**Ukulele**



**Singing**



**Rockband**

**only \$18 per week (\$20 for Drums)**

The Music Bus offers modern and rock-style courses, using well-known songs backing tracks, games, awards and much more to truly engage with students.

*"It's so great being at school. They're learning something new each week and the rapport the teacher has with the kids is wonderful."*

Sarah, Parent, NSW

**BOOK  
NOW!**

**phone 1300 168 742 or**

**visit [www.themusicbus.com.au](http://www.themusicbus.com.au)**

**Limited space available so be sure not to miss out.**