

The Kiss & Go program is an initiative to help improve the road safety of children and traffic congestion around the school.

The Kiss & Go program:

- The Kiss & Go program is designed to provide families with a safe and convenient area for dropping off and picking up children.
- Is a short term stopping area for children to be able to walk between the car and the school using the safety of the footpath.
- Is controlled by the regulatory street signs and is enforced by Kingston City Council.

The Kiss & Go Zone

- The Kiss & Go zone is a short term stopping area where drivers are allowed to stop and park the vehicle for a short time – no longer than two minutes – while the student exits or enters the vehicle from the kerbside doors. This enables students to walk between the car and the school, using the safety of the footpath.
- The zone operates during peak periods allowing parents to park their vehicles for up to two minutes outside the school gates
- This area is not a parking space and fines and demerit points apply if the driver leaves the vehicle unattended longer than 2 minutes and no more than 3 meters away.

THE KISS & GO ZONE IS A BENEFIT FOR ALL.

Thank you to all parents, guardians, teachers and students for your cooperation to ensure the safety of children at our school.

Please drive carefully around the school zones.



Kingston's programs provide encouragement, education, engineering and enforcement support to improve safety, reduce congestion and promote walking and cycling as a healthy and viable way to get to and from school.

For more information on the Kingston Road Safety Programs please contact:

Community Road Safety Officer
Kingston City Council
Phone: 1300 653 356
Email: traffic@kingston.vic.gov.au



KISS & GO ZONE

HOW TO SAFELY USE THE KISS & GO ZONE


KINGSTON
ROAD SAFETY
PROGRAMS

UNDERSTANDING THE RULES

Kiss & Go zones are for your child's safety, your convenience and to minimise congestion and confusion.

Kiss & Go rules

- The Kiss & Go zones operates under the same conditions as 'No Parking' zones. You may stop in this area for up to 2 minutes to drop off or pick up children.
- The driver may not leave the vehicle unattended. This means no more than 3 metres away from the vehicle.
- This zone applies only during the hours of operation as indicated on the sign.

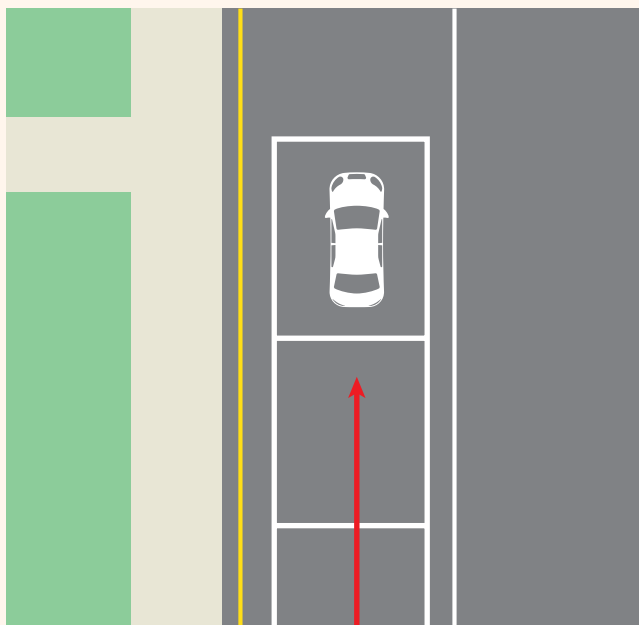


Remember

- **Do not leave your vehicle**
To assist with traffic flow, drivers should remain in the car whilst children get in and out.
- **Be timely**
If your child does not get in or out of the vehicle within 2 minutes you must leave and re-enter the Kiss & Go zone.
- **Child safety**
Please ensure children get in or out of the vehicle on the kerb side. The back seat is the safest seat for children to travel in. Ensure children have their restraints securely fastened before driving off.
- **Stay in sequence**
Drop off or pick up your child close to the top of the zone, as far forward as possible. This allows vehicles following you to enter the zone in an orderly manner.
- **Driver duty of care**
Observe traffic when entering or leaving the zone. Use your indicator to advise when moving into or out of the zone.
- **No U-turns**
Do not do U-turn in busy school zones. They are dangerous and put children at risk.

STEP
1

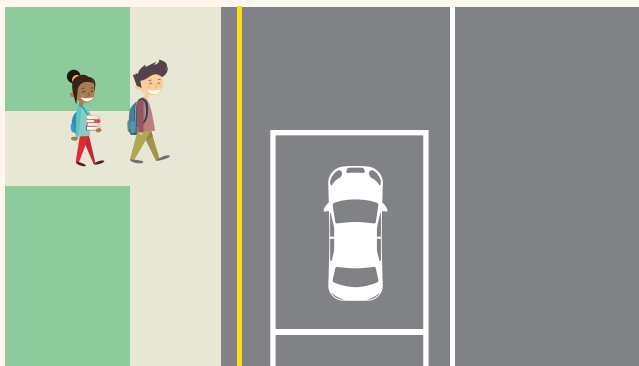
DRIVE ALL THE WAY
TO THE FRONT OF THE
ZONE AND QUEUE



Please do not stop the car until you reach the top of the queue. This helps other cars arriving behind you and shares the zone in the safest way.

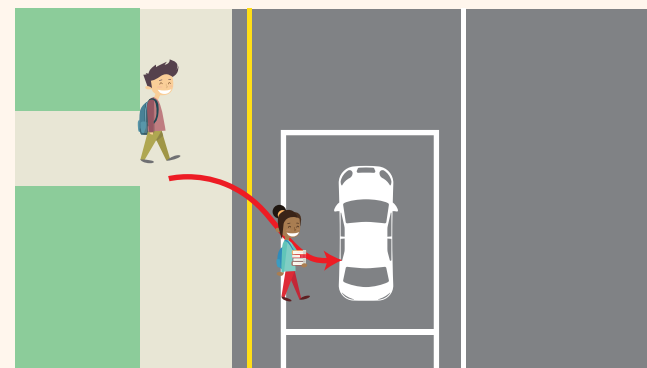
STEP
2

STAY IN YOUR CAR UNTIL
YOUR CHILD ARRIVES



STEP
3

LOAD YOUR CHILDREN AND
THEIR BAGS PROMPTLY



STEP
4

ENSURE SEATBELTS
ARE SECURE THEN
LEAVE SAFELY

